



SIMPLE REASONS TO SWITCH

**SWITCH
ACCESSORIES &
LIGHTING**





COMPANY PROFILE

Kitty Industries Ltd. a home of excellence of electrical appliance and accessories, presents varieties of its designs and quality. Our Management, Engineering, Production and R&D Department are working with their best to meet the trend of the latest Electrical designs and of course with the assurance of maintaining the quality of products. Our speciality is always to be on the buyer's side to speculate their demands and this is what that helps us to meet their needs accordingly. Within a short span of time Kitty Industries Limited has been successful in taking up a sizable market share. Currently the company sells its products to various areas within the country and hopes to expand it to overseas market and we are very close to this target.

Kitty assures that its wide range of Products with its quality and designs can satisfy the customer's tastes and technical requirements. Kitty has specific products to cater different usages and standards and are specific to each national market needs. Kitty industries limited has developed more than twenty different types of switches and sockets, electrical installation accessories and lighting devices that cover the wide-range of applications. The Kitty industries limited commits to produce the highest standard products that reflects the high level of craftsmanship and stylish designs.















Kitty believes that a product cannot be good only because of the design and quality. Kitty's standard services and right time delivery complement the products for being competitive in the market. And we specialize ourselves in rendering our best services along with our quality products to our valuable customers. Because we believe that stable customers will be the strength of our company.

Kitty Industries Limited has over the years earned a reputation for the high standard of its quality products. Today electrical products are being manufactured to meet an increasing demand from both the industrial and residential sectors. The consistent quality of these products speak for itself. We will continue focusing our strength in electrical devices by channeling more resources for R&D to create even more superior products in terms of quality, better features and design. The number of satisfied Kitty Industries Limited customers is growing up every year and it is guaranteed that through the continuous development of fashionable top quality products this satisfaction will continue to grow even.....

Kitty Industries Limited



CONTENTS

	Piano Switch Gallery	02-05
	Gang Switch Gallery	06-20
	Combined Socket	21
	Others Accessories- Lamp Holder	22-24
	Plug Top Series & Kitty Wall Plug	25
	Kitty Alpha Box, Hole Box & Mounting Box	26
	PVC Insulation Tape & Piano Switch Plate	27-28
	Multi Extension Socket	29
	Circuit Breaker	30
	DP Switch, L-Series Distribution Box	31
	Cable Clip (U) Type	32
	Cable Tie White & Black	33
	Kitty Fan Series	34-35
	Kitty LED Bulb Series	36-52

নতুনত্বের ছোয়ায়

কিটি সুইচ

এক ধাপ এগিয়ে




PIANO SWITCH GALLERY



Features

- ☆ International Standard
- ☆ Made of polycarbonate virgin resin
- ☆ Fire retardant
- ☆ Durable
- ☆ Efficient
- ☆ Elegant Design
- ☆ Generator Friendly
- ☆ Certifications: BSTI



LAVINA SERIES

Pure white, minimalist lines and contours, the switch is fully integrated into the wall, quiet, silence achievement the eternal classic...


Premium Bakelite wall plates are scratch, corrosion and Fire Resistant. It is durable and colors do not fade.

Rozel SERIES

Rozel piano switch primary white color shining futurism of curve modelling.

Foil of modern household, uninhibited personality show host and pioneering spirit...

Premium Bakelite wall plates are scratch, corrosion and Fire Resistant. It is durable and colors do not fade.



★ Features

- ★ International Standard
- ★ Made of TMC (Bakelite) Material
- ★ Fire retardant
- ★ Durable
- ★ Efficient
- ★ Elegant Design
- ★ Generator Friendly
- ★ Certifications: BSTI



icon SERIES

ICON KITTY products. We believe simple is beauty.

Simple line, soft color, harmonic structure represent our modern and elegant character...



Use of Imported hard durable and abrasion resistant High-quality polycarbonate (PC) Materials can Prevent scratch during the Process of work.

Hi-Fi SERIES

HI-FI KITTY products. We believe simple is beauty.

Simple line, soft color, harmonic structure represent our modern and elegant character...

Use of Imported hard durable and abrasion resistant High-quality polycarbonate (PC) Materials can Prevent scratch during the Process of work.



☆ Features

- ☆ International Standard
- ☆ Made of polycarbonate virgin resin
- ☆ Fire retardant
- ☆ Durable
- ☆ Efficient
- ☆ Elegant Design
- ☆ Generator Friendly
- ☆ Certifications: BSTI



আপনার নিরাপদ আবাসস্থলের অঙ্গীকার





SWITCH GALLERY























Features

- ☆ International Standard
- ☆ All Screws are made of copper
- ☆ Made of polycarbonate virgin resin
- ☆ Fire retardant
- ☆ Durable
- ☆ Efficient
- ☆ Elegant Design
- ☆ Generator Friendly
- ☆ Certifications: BSTI























VERONA SERIES



<p>KJ2V1011 ★</p>  <p>1 Gang 1 Way Switch</p>	<p>KJ2V1002 ★</p>  <p>2 Gang 1 Way Switch</p>	<p>KJ2V1003 ★</p>  <p>3 Gang 1 Way Switch</p>	<p>KJ2V1004 ★</p>  <p>4 Gang 1 Way Switch</p>	<p>KJ2V1000 ★</p>  <p>Bell Push</p>
<p>KJ2V1020 ★</p>  <p>20A DP Switch</p>	<p>KJ2V1045 ★</p>  <p>45A DP Switch</p>	<p>KJ2V10M3 ★</p>  <p>Fan Dimmer</p>	<p>KJ2V1016 ★</p>  <p>10A 2 Pin Socket</p>	<p>KJ2V1215 ★</p>  <p>13A 3 Pin Socket</p>
<p>KJ2V1015 ★</p>  <p>15A 3 Pin Socket</p>	<p>KJ2V1013 ★</p>  <p>13A 5 Pin Universal Socket</p>	<p>KJ2V10TU ★</p>  <p>Data Socket</p>	<p>KJ2V10TV ★</p>  <p>TV Socket</p>	<p>KJ2V10TX ★</p>  <p>Telephone Socket</p>
<p>KJ2V1015 ★</p>  <p>15A 3 Pin Socket</p>	<p>KJ2V1016 ★</p>  <p>13A 5 Pin Universal Socket</p>	<p>KJ2V10IX ★</p>  <p>Data & TV Socket</p>	<p>KJ2V10F ★</p>  <p>Fols Board</p>	<p>KJ2V10IX ★</p>  <p>Data Socket</p>

GLORIA SERIES


















<p>KJ3G1001 ★</p>  <p>1 Gang 1 Way Switch</p>	<p>KJ3G1002 ★</p>  <p>2 Gang 1 Way Switch</p>	<p>KJ3G1003 ★</p>  <p>3 Gang 1 Way Switch</p>	<p>KJ3G1004 ★</p>  <p>4 Gang 1 Way Switch</p>	<p>KJ3G1000 ★</p>  <p>Bell Push</p>
<p>KJ3G1020 ★</p>  <p>20A DP Switch</p>	<p>KJ3G1045 ★</p>  <p>45A DP Switch</p>	<p>KJ3G10M3 ★</p>  <p>Fan Dimmer</p>	<p>KJ3G1016 ★</p>  <p>10A 2 Pin Socket</p>	<p>KJ3G1013 ★</p>  <p>13A 3 Pin Socket</p>
<p>KJ3G1015 ★</p>  <p>15A 3 Pin Socket</p>	<p>KJ3G1215 ★</p>  <p>13A 5 Pin Universal Socket</p>	<p>KJ3G10IT ★</p>  <p>Data Socket</p>	<p>KJ3G10IX ★</p>  <p>TV Socket</p>	<p>KJ3G10TU ★</p>  <p>Telephone Socket</p>
<p>KJ3G1013 ★</p>  <p>Bell Push</p>	<p>KJ3G1013 ★</p>  <p>13A 5 Pin Universal Socket</p>	<p>KJ3G10TX ★</p>  <p>Data & TV Socket</p>	<p>KJ3G10I ★</p>  <p>Fols Board</p>	<p>KJ3G10TX ★</p>  <p>Telephone & TV Socket</p>



- ⚙ International Standards.
- ⚙ Elegant Design
- ⚙ Durable
- ⚙ Efficient
- ⚙ Current: 13A
- ⚙ Voltage: 250V AC
- ⚙ Frequency: 50/60 Hz

KITTY ART SERIES

 <p>KJ0101 ★</p> <p>1 Gang 1 Way Switch</p>	 <p>KJ0102 ★</p> <p>2 Gang 1 Way Switch</p>	 <p>KJ0103 ★</p> <p>3 Gang 1 Way Switch</p>	 <p>KJ0104 ★</p> <p>4 Gang 1 Way Switch</p>	 <p>KJ0118 ★</p> <p>Bell Push</p>
 <p>KJ020L ★</p> <p>20A DP Switch</p>	 <p>KJ045L ★</p> <p>45A DP Switch</p>	 <p>KJ0M34 ★</p> <p>Fan Dimmer</p>	 <p>KJ0116 ★</p> <p>10A 2 Pin Socket</p>	 <p>KJ0113 ★</p> <p>13A 3 Pin Socket</p>
 <p>KJ0115 ★</p> <p>15A 3 Pin Socket</p>	 <p>KJ0135 ★</p> <p>13A 5 Pin Universal Socket</p>	 <p>KJ0146 ★</p> <p>Data Socket</p>	 <p>KJ0TDI ★</p> <p>TV Socket</p>	 <p>KJ0TU4 ★</p> <p>Telephone Socket</p>

KITTY VENUS




KW0101



1 Gang 1 Way Switch

KW0102




2 Gang 1 Way Switch

KW0103



3 Gang 1 Way Switch

KW0104



4 Gang 1 Way Switch

KW0118




Bell Push

KW0M34



Fan Dimmer

KW0116



10A 2 Pin Socket

KW0113



13A 3 Pin Socket

KW0135



13A 5 Pin Socket

KW0115



15A 3 Pin Socket

KW020L



20A DP Switch

KW045L



45A DP Switch

KW0TD1



TV Socket

KW0TU4




Telephone Socket















KW0146




Data Socket

Zhilik SERIES (White)



<p>ZLW2021 ★</p>  <p>1 Gang 1 Way Switch</p>	<p>ZLW2022 ★</p>  <p>2 Gang 1 Way Switch</p>	<p>ZLW2023 ★</p>  <p>3 Gang 1 Way Switch</p>	<p>ZLW2024 ★</p>  <p>4 Gang 1 Way Switch</p>	<p>ZLW2050 ★</p>  <p>Bell Push</p>
<p>ZLW20M3 ★</p>  <p>Fan Dimmer</p>	<p>ZLW2016 ★</p>  <p>10A 2 Pin Socket</p>	<p>ZLW2013 ★</p>  <p>13A 3 Pin Socket</p>	<p>ZLW2513 ★</p>  <p>13A 5 Pin Socket</p>	<p>ZLW2015 ★</p>  <p>15A 3 Pin Socket</p>
<p>ZLW2020L ★</p>  <p>20A DP Switch</p>	<p>ZLW2028TU ★</p>  <p>Telephone Socket</p>	<p>ZLW2030TV ★</p>  <p>TV Socket</p>	<p>ZLW-TU-CATS ★</p>  <p>Data Socket</p>	<p>innovation & technology to make your day easier</p> <ul style="list-style-type: none"> ✳ International Standards. ✳ Elegant Design ✳ Durable ✳ Efficient ✳ Current: 13A ✳ Voltage: 250V AC ✳ Frequency: 50/60 Hz












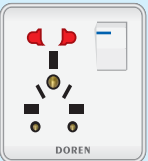


Zhilik SERIES (Golden)



<p>ZLG2021 ★</p>  <p>1 Gang 1 Way Switch</p>	<p>ZLG2022 ★</p>  <p>2 Gang 1 Way Switch</p>	<p>ZLG2023 ★</p>  <p>3 Gang 1 Way Switch</p>	<p>ZLG2024 ★</p>  <p>4 Gang 1 Way Switch</p>	<p>ZLG2050 ★</p>  <p>Bell Push</p>
<p>ZLG20M3 ★</p>  <p>Fan Dimmer</p>	<p>ZLG2016 ★</p>  <p>10A 2 Pin Socket</p>	<p>ZLG2013 ★</p>  <p>13A 3 Pin Socket</p>	<p>ZLG2016 ★</p>  <p>13A 5 Pin Socket</p>	<p>ZLG2015 ★</p>  <p>15A 3 Pin Socket</p>
<p>ZLG2020L ★</p>  <p>20A DP Switch</p>	<p>ZLG2026TU</p>  <p>Telephone Socket</p>	<p>ZLG2030TV</p>  <p>TV Socket</p>	<p>ZLG-TU-CAT5</p>  <p>Data Socket</p>	<ul style="list-style-type: none"> ⚙ International Standards. ⚙ Elegant Design ⚙ Durable ⚙ Efficient ⚙ Current: 13A ⚙ Voltage: 250V AC ⚙ Frequency: 50/60 Hz



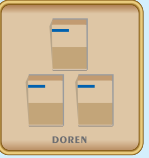











DOREN SERIES (White)



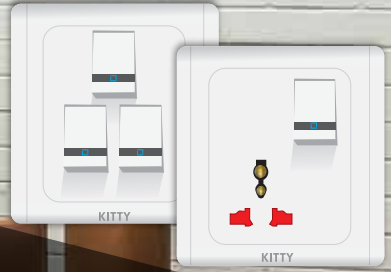
<p>DN2611 ★</p>  <p>DOREN</p> <p>1 Gang 1 Way Switch</p>	<p>DN2612 ★</p>  <p>DOREN</p> <p>2 Gang 1 Way Switch</p>	<p>DN2613 ★</p>  <p>DOREN</p> <p>3 Gang 1 Way Switch</p>	<p>DN2614 ★</p>  <p>DOREN</p> <p>4 Gang 1 Way Switch</p>	<p>DN2615B ★</p>  <p>DOREN</p> <p>Bell Push</p>
<p>DN2622S-M3 ★</p>  <p>DOREN</p> <p>Fan Dimmer</p>	<p>DN2616US ★</p>  <p>DOREN</p> <p>10A 2pin Socket</p>	<p>DN2617S ★</p>  <p>DOREN</p> <p>13A 3 Pin Socket</p>	<p>DN260-USB ★</p>  <p>DOREN</p> <p>2Pin Socket & 13A Universal socket with USB Port</p>	<p>DN2618S ★</p>  <p>DOREN</p> <p>15A 3 Pin Socket</p>
<p>DN2618L ★</p>  <p>DOREN</p> <p>20A DP Switch</p>	<p>DN2619 ★</p>  <p>DOREN</p> <p>2 Pin Socket & 13A Universal Socket with Neon</p>	<p>DN2621-TU ★</p>  <p>DOREN</p> <p>Telephone Socket</p>	<p>DN2620TV ★</p>  <p>DOREN</p> <p>TV Socket</p>	<p>innovation & technology to make your day easier</p> <ul style="list-style-type: none"> ⚙ International Standards. ⚙ Elegant Design ⚙ Durable ⚙ Efficient ⚙ Current: 13A ⚙ Voltage: 250V AC ⚙ Frequency: 50/60 Hz










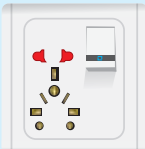





DOREN SERIES (Golden)



<p>★ DG2811</p>  <p>DOREN</p> <p>1 Gang 1 Way Switch</p>	<p>★ DG2812</p>  <p>DOREN</p> <p>2 Gang 1 Way Switch</p>	<p>★ DG2813</p>  <p>DOREN</p> <p>3 Gang 1 Way Switch</p>	<p>★ DG2814</p>  <p>DOREN</p> <p>4 Gang 1 Way Switch</p>	<p>★ DG2828B</p>  <p>DOREN</p> <p>Bell Push</p>
<p>★ DG2820L</p>  <p>DOREN</p> <p>20A DP Switch</p>	<p>★ DG2830-M3</p>  <p>DOREN</p> <p>Fan Dimmer</p>	<p>★ DG2816US</p>  <p>DOREN</p> <p>10A 2pin Socket</p>	<p>★ DG2813S</p>  <p>DOREN</p> <p>13A 3 Pin Socket</p>	<p>★ DG2815</p>  <p>DOREN</p> <p>15A 3 Pin Socket</p>
<p>★ DG2880-USB</p>  <p>DOREN</p> <p>2Pin Socket & 13A Universal socket with USB Port</p>	<p>★ DG2850</p>  <p>DOREN</p> <p>2 Pin Socket & 13A Universal Socket with Neon</p>	<p>★ DG2824TV</p>  <p>DOREN</p> <p>TV Socket</p>	<p>★ DG2822-41U</p>  <p>DOREN</p> <p>Telephone Socket</p>	<ul style="list-style-type: none"> ★ International Standards. ★ Elegant Design ★ Durable ★ Efficient ★ Current: 13A ★ Voltage: 250V AC ★ Frequency: 50/60 Hz

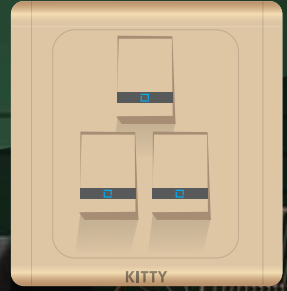
VIP SERIES (White)












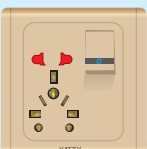





<p>V8111 ★</p>  <p>KITTY</p> <p>1 Gang 1 Way Switch</p>	<p>V8112 ★</p>  <p>KITTY</p> <p>2 Gang 1 Way Switch</p>	<p>V8113 ★</p>  <p>KITTY</p> <p>3 Gang 1 Way Switch</p>	<p>V8114 ★</p>  <p>KITTY</p> <p>4 Gang 1 Way Switch</p>	<p>V8110 ★</p>  <p>KITTY</p> <p>Bell Push</p>
<p>V81M3 ★</p>  <p>KITTY</p> <p>Fan Dimmer</p>	<p>V8116 ★</p>  <p>KITTY</p> <p>10A 2pin Socket</p>	<p>V8113S ★</p>  <p>KITTY</p> <p>13A 3 Pin Socket</p>	<p>V8114S ★</p>  <p>KITTY</p> <p>13A 5pin Socket</p>	<p>V8135 ★</p>  <p>KITTY</p> <p>13A 9 Pin Com Socket</p>
<p>V8115 ★</p>  <p>KITTY</p> <p>15A 3 Pin Socket</p>	<p>V8120L ★</p>  <p>KITTY</p> <p>20A DP Switch</p>	<p>V81TP ★</p>  <p>KITTY</p> <p>Telephone Socket</p>	<p>V81TV ★</p>  <p>KITTY</p> <p>TV Socket</p>	<p>V81DS ★</p>  <p>KITTY</p> <p>Data Socket</p>

★ International Standards. ★ Elegant Design ★ Durable ★ Efficient ★ Current: 13A ★ Voltage: 250V AC ★ Frequency: 50/60 Hz


VIP SERIES (Golden)






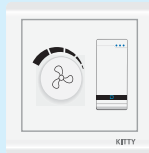


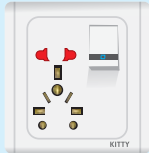







<p>VG8111 ★</p>  <p>1 Gang 1 Way Switch</p>	<p>VG8112 ★</p>  <p>2 Gang 1 Way Switch</p>	<p>VG8113 ★</p>  <p>3 Gang 1 Way Switch</p>	<p>VG8114 ★</p>  <p>4 Gang 1 Way Switch</p>	<p>VG8110 ★</p>  <p>Bell Push</p>
<p>VG8120L ★</p>  <p>20A DP Switch</p>	<p>VG81M3 ★</p>  <p>Fan Dimmer</p>	<p>VG8116 ★</p>  <p>10A 2pin Socket</p>	<p>VG8113S ★</p>  <p>13A 3 Pin Socket</p>	<p>★</p>  <p>13A 5pin Socket</p>
<p>VG8115 ★</p>  <p>15A 3 Pin Socket</p>	<p>VG8135 ★</p>  <p>13A 9 Pin Com Socket</p>	<p>VG81DS ★</p>  <p>Data Socket</p>	<p>VG81TV ★</p>  <p>TV Socket</p>	<p>VG81TP ★</p>  <p>Telephone Socket</p>

* International Standards. * Elegant Design * Durable * Efficient * Current: 13A * Voltage: 250V AC * Frequency: 50/60 Hz


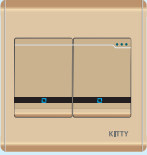
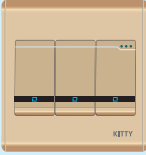
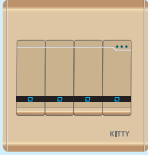




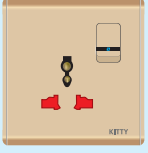
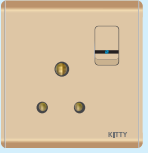
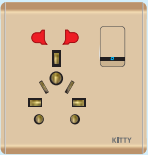



BLANCO SERIES (WHITE)



<p>BC8111 ★</p>  <p>1 Gang 1 Way Switch</p>	<p>BC8112 ★</p>  <p>2 Gang 1 Way Switch</p>	<p>BC8113 ★</p>  <p>3 Gang 1 Way Switch</p>	<p>BC8114 ★</p>  <p>4 Gang 1 Way Switch</p>	<p>BC811B ★</p>  <p>Bell Push</p>
<p>BC816S-M3 ★</p>  <p>Fan Dimmer</p>	<p>BC8116-US ★</p>  <p>10A 2pin Socket</p>	<p>BC813S ★</p>  <p>13A 3 Pin Socket</p>	<p>BC8125 ★</p>  <p>13A 9 Pin Com Socket</p>	<p>BC815S ★</p>  <p>15A 3 Pin Socket</p>
<p>BC8120L ★</p>  <p>20A DP Switch</p>	<p>BC8118-4TU ★</p>  <p>Telephone Socket</p>	<p>BC8119-TV ★</p>  <p>TV Socket</p>	<p>BC8130-PC ★</p>  <p>Data Socket</p>	<p>innovation & technology to make your day easier</p> <ul style="list-style-type: none"> ★ International Standards. ★ Elegant Design ★ Durable ★ Efficient ★ Current: 13A ★ Voltage: 250V AC ★ Frequency: 50/60 Hz

BLANCO SERIES (Golden)



<p>★ BG8111</p>  <p>KITTY</p> <p>1 Gang 1 Way Switch</p>	<p>★ BG8112</p>  <p>KITTY</p> <p>2 Gang 1 Way Switch</p>	<p>★ BG8113</p>  <p>KITTY</p> <p>3 Gang 1 Way Switch</p>	<p>★ BG8114</p>  <p>KITTY</p> <p>4 Gang 1 Way Switch</p>	<p>★ BG811B</p>  <p>KITTY</p> <p>Bell Push</p>
<p>★ BG8120L</p>  <p>KITTY</p> <p>20A DP Switch</p>	<p>★ BG816S-M3</p>  <p>KITTY</p> <p>Fan Dimmer</p>	<p>★ BG8111-US</p>  <p>KITTY</p> <p>10A 2pin Socket</p>	<p>★ BG8113S</p>  <p>KITTY</p> <p>13A 3 Pin Socket</p>	<p>★ BG8115S</p>  <p>KITTY</p> <p>15A 3 Pin Socket</p>
<p>★ BG8125</p>  <p>KITTY</p> <p>13A 9 Pin Com Socket</p>	<p>★ BG8130-PC</p>  <p>KITTY</p> <p>Data Socket</p>	<p>★ BG8119-TV</p>  <p>KITTY</p> <p>TV Socket</p>	<p>★ BG8118-4TU</p>  <p>KITTY</p> <p>Telephone Socket</p>	<ul style="list-style-type: none"> ★ International Standards. ★ Elegant Design ★ Durable ★ Efficient ★ Current: 13A ★ Voltage: 250V AC ★ Frequency: 50/60 Hz

OPPLE SERIES




<p>KE4511 ★</p> <p>1 Gang 1 Way Switch</p>	<p>KE4512 ★</p> <p>2 Gang 1 Way Switch</p>	<p>KE4513 ★</p> <p>3 Gang 1 Way Switch</p>	<p>KE4514 ★</p> <p>4 Gang 1 Way Switch</p>	<p>KE4515 ★</p> <p>5 Gang 1 Way Switch</p>
<p>KE4210B ★</p> <p>Bell Push</p>	<p>KS411S-M3 ★</p> <p>Fan Dimmer</p>	<p>KE910US ★</p> <p>10A 2 Pin Socket</p>	<p>KE9133S ★</p> <p>13A 3 Pin Socket</p>	<p>KS985US ★</p> <p>2 Pin Socket & 13A Universal Socket with Neon</p>
<p>KE9515S ★</p> <p>15A 3 Pin Socket</p>	<p>KE4220L ★</p> <p>20A DP Switch</p>	<p>KE901-4TU ★</p> <p>Telephone Socket</p>	<p>KE901-4TU ★</p> <p>TV Socket with Surge Protection</p>	<p>KE9502PC ★</p> <p>Internet Data Socket</p>

★ International Standards. ★ Elegant Design ★ Durable ★ Efficient ★ Current: 13A ★ Voltage: 250V AC ★ Frequency: 50/60 Hz

COMBINED SOCKET



KITTY 6 PIN SOCKET



Model No: – C-30

Fire Retardant.

Switching: 40,000+


Plugging: 5,000+

Model No: – C-30

Fire Retardant.

Switching: 40,000+

Plugging: 5,000+



Model No: – C-30

Fire Retardant.

Switching: 40,000+

Plugging: 5,000+

Model No: – C-30

Fire Retardant.

Switching: 40,000+

Plugging: 5,000+

3X1 Ceramic COMBINED Socket

(With Indicator)

8A, 13A, 15A~240V

- High Quality Electric Product
- Solid Quality, More Safe & Durable
- Quick & Easy to Install Design
- Long Mechanical Life



KITTY
SWITCH, ACCESSORIES & LIGHTING

innovation &
technology
to make your
day easier

OTHER ACCESSORIES



Feature

- ▶ Premium Quality
- ▶ International Standard
- ▶ Made of polycarbonate virgin resin
- ▶ Fire retardant
- ▶ Durable
- ▶ Efficient
- ▶ Elegant Design
- ▶ Generator Friendly
- ▶ Certifications: BSTI

LAMP HOLDER SERIES

Bakelite Lamp Holder & Ceiling Rose



Model No. **KHF-822**
Description
Kitty Hexagon Lamp Holder
Remarks
Pack(Carton/box) 120/12



Model No. **KH-E27**
Description
Kitty Hexagon Lamp Holder
Remarks
Pack(Carton/box) 120/12



Model No. **KH-R-03**
Description
Kitty Hexagon Ceiling Rose
Remarks
Pack(Carton/box) 120/12



Model No. **KCH-822**
Description
Kitty Challa Lamp Holder
Remarks
Pack(Carton/box) 120/12



Model No. **KCH-E27**
Description
Kitty Challa Lamp Holder
Remarks
Pack(Carton/box) 120/12



Model No. **KCH-03**
Description
Kitty Challa Ceiling Rose
Remarks
Pack(Carton/box) 120/12



Model No. **BZ284M**
Description
Long-Rose Ceiling Rose
Remarks
Pack(Carton/box) 120/12



Model No. **BZ285M**
Description
Long-Rose Ceiling Rose
Remarks
Pack(Carton/box) 120/12



Model No. **KZH-2022**
Description
Kitty Wall Lamp Holder
Remarks
Pack(Carton/box) 120/12



Model No. **KZH-2027**
Description
Kitty Wall Lamp Holder
Remarks
Pack(Carton/box) 120/12



Model No. **KZH-2030**
Description
Kitty Ceiling Rose
Remarks
Pack(Carton/box) 120/12

Coloured Ceiling Rose



Model No. **G-3298**
Description
Ceiling Rose
Remarks
Pack(Carton/box) 120/12



Model No. **S-3288**
Description
Ceiling Rose
Remarks
Pack(Carton/box) 120/12



Model No. **G-5298**
Description
Ceiling Rose
Remarks
Pack(Carton/box) 120/12



Model No. **S-5288**
Description
Ceiling Rose
Remarks
Pack(Carton/box) 120/12

Coloured Multi Lamp Holder



Model No. **S-3328**
Description
Lamp Holder
Remarks
Pack(Carton/box) 120/12



Model No. **G-3327**
Description
Lamp Holder
Remarks
Pack(Carton/box) 120/12



Model No. **S-2228**
Description
Lamp Holder
Remarks
Pack(Carton/box) 120/12



Model No. **G-2227**
Description
Lamp Holder
Remarks
Pack(Carton/box) 120/12

PREMIUM LAMP HOLDER



Model No. E2772
 Description
 Round Batten Holder (E27)
 Remarks
 Pack(Carton/box) 144/12



Model No. B2272
 Description
 Round Batten Holder (B22)
 Remarks
 Pack(Carton/box) 144/12



Model No. E2762
 Description
 Round Batten Holder (B22+E27)
 Remarks
 Pack(Carton/box) 144/12




Model No. B2262
 Description
 Round Batten Holder (B22)
 Remarks
 Pack(Carton/box) 144/12

PENDENT HOLDER SERIES



Model No. KTPHB-22
 Description
 Pendant Lamp Holder (B-22)
 Remarks
 Pack(Carton/box) 360X24



Model No. KTPHE-27
 Description
 Pendant Lamp Holder (E-27)
 Remarks
 Pack(Carton/box) 360X24



Model No. KT-P022
 Description
 Pendant Lamp Holder (B-22)
 Remarks
 Pack(Carton/box) 360X24

CEILING ROSE SERIES



Model No. B5825
 Description
 6 AMP 250 V AC Premium Ceiling Rose
 Remarks
 Pack(Carton/box) 168/12



Model No. B5821
 Description
 4X4
 Kitty Ceiling Rose
 Remarks
 Pack(Carton/box) 480/24

DEEP AESTHETICS CONCEPT

Humanized design, Comprehensive visual and tactile experience Break the traditional border of the Switch, Socket & Accessories. Create the aesthetics on the wall.

PLUG TOP SERIES



Model No. 630
Description
 2 Pin Earthing Plug 10A-250V
Remarks
Pack(Carton/box) 400/20



Model No. 305
Description
 1.5A 3 Pin Plug (BAKELITE)
Remarks
Pack(Carton/box) 288/12



Model No. L306BSL
Description
 13A 3 Pin Plug (UNBRAKABLE)
Remarks
Pack(Carton/box) 360/12



Model No. 5678
Description
 13A 3 Pin Plug fuse top (BAKELITE)
Remarks
Pack(Carton/box) 360/12



Model No. KT-YP-16
Description
 2 Pin Plug 10A-250V
Remarks
Pack(Carton/box) 360/12



Model No. KT-CP-16
Description
 2 Pin Plug 10A-250V
Remarks
Pack(Carton/box) 360/12



Model No. KT-NTP-10
Description
 8A 3 Pin Plug
Remarks
Pack(Carton/box) 360/24



Model No. 7896
Description
 10A 2 Pin Multi Adaptor Socket
Remarks
Pack(Carton/box) 240/12

Model No: KT-315

Voltage: 250V AC
 Current: 15A
 Frequency: 50/60Hz



Model No. 633L
Description
 2 Pin Travel Adaptor
Remarks
Pack(Carton/box) 400/20



Model No. 7196
Description
 13A 3 Pin Multi Adaptor Socket (BAKELITE)
Remarks
Pack(Carton/box) 240/12



Model No. KT-82-S
Description
 8A-2 Pin Round Socket (Tumbler)
Remarks
Pack(Carton/box) 180/12

PLUG TOP SERIES



Model No. KT-J810
Description
8A 3 Pin Plug 250V~
Remarks
Pack(Carton/box) 400/20





Model No. KT-B0816
Description
10A 2 Pin Plug 250V~
Remarks
Pack(Carton/box) 360/12



Model No. KT-A0816
Description
10A 2 Pin Plug 250V~
Remarks
Pack(Carton/box) 360/12

KITTY WALL PLUG

PE FISHER LIKE EXPANSION TUBE PLASTIC ANCHOR



Application for wall anchor screw

1. Nylon Plugs offer high strength fixing even in aerated concrete.
2. Larger sizes can be used with coach screws and penny washers.
3. Ideal for satellite dish and sanitary fittings.
4. Suitable place to use: solid brickwork, masonry, concrete or block work.
5. Universal applications.
6. With anti-rotation lugs

Product Name	PE fisher like expansion tube Plastic anchor
Brand Name	KITTY
Standard Mordel	Non-standard
Color	Yellow, Green, Red, Grey, Black
Difference	Nylon more flexible than PE
Material	PE is more flexible than PA
Product Size	Accept customized
Packing List	As customer request

PRODUCT DESCRIPTION

PRODUCT NAME	Plastic wall anchor		
SIZE	6mm	8mm	10mm
MATERIAL	Plastic		
ADVANTAGE	Low cost, not rusting, corrosion resistance, aging resistance, good toughness, large load. Produce by pentagon set and the pentagon articlecan firmly fastened in drilling, screw. The plum flower shape design with screw in low tooth firmly together. Low environmental protection material expansion can set between (40-to+81) degrees to keep good performance.		
TECHNICS	Injection		
USAGE	Oncrete, stone/rock, solid bricks&blocks, low density materials hollow bricks, buildings blocks, board materials.		

KITTY ALPHA BOX (GANG SWITCH BOX)



Model No.	AB-804
Description	1 Alpha Switch Boxes
Remarks	
Size	86x86x36mm
Knockouts	20x25mm
Packing Details	120 pcs/ctn 525x355x190mm

Model No.	AB-805
Description	2 Alpha Switch Boxes
Remarks	
Size	172x86x36mm
Knockouts	20x25mm
Packing Details	60 pcs/ctn 525x355x190mm

Model No.	AB-806
Description	3 Alpha Switch Boxes
Remarks	
Size	260x86x36mm
Knockouts	20x25mm
Packing Details	60 pcs/ctn 525x355x275mm

KITTY HOLE BOX



Model No.	235
Description	1 Hole Box

Remarks	
Nominal plate size	86X50mm
Minimum wall box depth	34mm
Pack(Carton/box)	528/12



Model No.	236
Description	2 Hole Box

Remarks	
Nominal plate size	86X78mm
Minimum wall box depth	34mm
Pack(Carton/box)	324/12



Model No.	237
Description	3 Hole Box

Remarks	
Nominal plate size	86X105mm
Minimum wall box depth	34mm
Pack(Carton/box)	288/12



Model No.	238
Description	4 Hole Box

Remarks	
Nominal plate size	86X130mm
Minimum wall box depth	34mm
Pack(Carton/box)	216/12



Model No.	239
Description	5 Hole Box

Remarks	
Nominal plate size	86X155mm
Minimum wall box depth	34mm
Pack(Carton/box)	192/12



Model No.	240
Description	6 Hole Box

Remarks	
Nominal plate size	86X182mm
Minimum wall box depth	34mm
Pack(Carton/box)	144/12



Model No.	241
Description	7 Hole Box

Remarks	
Nominal plate size	86X210mm
Minimum wall box depth	34mm
Pack(Carton/box)	144/12



Model No.	242
Description	8 Hole Box

Remarks	
Nominal plate size	86X238mm
Minimum wall box depth	34mm
Pack(Carton/box)	132/12

MOUNTING BOX (JUNCTION BOX)



Model No. KT-J086
Description Junction BOX



Model No. KT-J086
Description Junction BOX



Model No. KT-J086
Description Junction BOX



PVC INSULATION TAPE

PVC Insulation Tape

FLAME-RETARDANT ELECTRICAL DUCT TAPE

PVC INSULATION TAPE

MATERIAL: PVC

ADHESIVE: TAPE

- Made from PVC as backing material
- Coated with rubber pressure-sensitive adhesive
- Color: ■ black ■ red



STANDARD SIZES

Width	Length	Core	Other sizes and cores are available. Consult factory
19mm	10m	32mm	
19mm	20mm	32mm	
19mm	33mm	32mm	

Code	Total thickness(mm)	Tensile Strength(N/cm)	Elongation at break (%)	Adhesion Strength (N/cm) to steel backing	Dielectric(V) breakdown	Temperature Resistance(°C)	Flame Resistance(s)
UM110	0.11	18	190	1.5	1.5	80	<2
UM150	0.15	25	220	1.5	1.5	80	<2
UM165	0.165	25	220	1.5	1.5	80	<2
UM180	0.18	30	250	1.5	1.5	80	<2
UM200	0.2	30	250	1.5	1.5	80	<2



3x3 Piano Switch Plate
MODEL : PSP-0



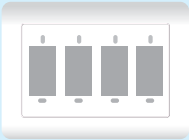
PIANO SWITCH PLATE 1 HOLE
MODEL : PSP-1




PIANO SWITCH PLATE 2 HOLE
MODEL : PSP-2



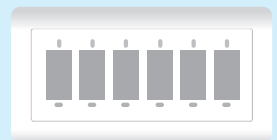
PIANO SWITCH PLATE 3 HOLE
MODEL : PSP-3




PIANO SWITCH PLATE 4 HOLE
MODEL : PSP-4



PIANO SWITCH PLATE 5 HOLE
MODEL : PSP-5

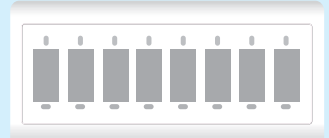


PIANO SWITCH PLATE 6 HOLE
MODEL : PSP-6

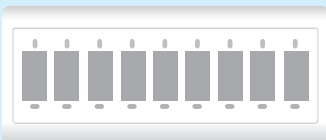


PIANO SWITCH PLATE 7 HOLE
MODEL : PSP-7


PIANO SWITCH PLATE



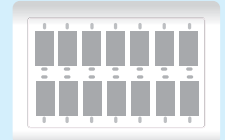
PIANO SWITCH PLATE 8 HOLE
MODEL : PSP-8



PIANO SWITCH PLATE 9 HOLE
MODEL : PSP-9



PIANO SWITCH PLATE 10 HOLE
MODEL : PSP-10



PIANO SWITCH PLATE 14 HOLE
MODEL : PSP-14

STAY CONNECTED

MULTI EXTENSION SOCKET

4 WAY EXTENSION SOCKET

Key Features

Model:

10A~ 2 Pin Plug White (M524)

13A~ 3 Pin Plug White (M534)

Port: 4 Port

Cable Length: 12 Foot

High quality Copper Cable



4 WAY EXTENSION SOCKET

Key Features

Model:

10A~ 2 Pin Plug Black (B524)

13A~ 3 Pin Plug Black (B534)

Port: 4 Port

Cable Length: 12 Foot

High quality Copper Cable



5 WAY EXTENSION SOCKET

Key Features

10A~ 2 Pin Plug White (M525)

13A~ 3 Pin Plug White (M535)

Port: 5 Port

Cable Length: 12 Foot

High quality Copper Cable



5 WAY EXTENSION SOCKET

Key Features

Model:

10A~ 2 Pin Plug Black (B525)

13A~ 3 Pin Plug Black (B535)

Port: 5 Port

Cable Length: 12 Foot

High quality Copper Cable



MINIATURE CIRCUIT BREAKER

TECHNICAL PROPERTIES


Part Name	Material	Part Name	Material
Handle/Knob	PA66, Nonflammable	Arc Chamber	Q195 Steel, Coating Zn 1um
Shell/Cover	PA66, Nonflammable	Metal Galvanized Fixation	Thickness 0.8mm, Q195 Steel
Cover Plastic Screw	PA66	Terminal	Q195, Coating Zn 2um
Connector For Trip Unit(Upper)	PA66	Screw	Manganese Steel, Coating Zn 2um
Connector For Trip Unit(Lower)	PA46	Spring	Thickness 1.0mm, Q195 Steel, Coating Ni 1um
Upper Insulator	PA66		Thickness 0.8mm, Q195 Steel, Coating Ni 1um
Lower Insulator	PA66		Pa46
Fry Spring	φ0.2mm Carbon Steel	Thin pin	φ1.0 Carbon Steel
Fry Spring	φ0.6mm Carbon Steel		φ1.5 Stainless Steel 1cr18ni9
Mechanism Sprim	φ1.0mm Carbon Steel	Coil	Varnished Wire, Qz-2
Knob Pin, Thick Pin	φ2.0 Stainless Steel 1cr18ni9	Contact Point	Copper Coating Silver
Moving Contact Pin, Thin Pin	φ1.5 Stainless Steel 1cr18ni9	U Pin	φ1.8 Stainless Steel 1cr18ni9
Calibration Screw	Q195 Steel, Coating Brass 0.1 μu		

CIRCUIT BREAKER



Model No. UNM1
Description
 06A SP Miniature Circuit Breaker (MCB)
 10A SP Miniature Circuit Breaker (MCB)
 16A SP Miniature Circuit Breaker (MCB)
 20A SP Miniature Circuit Breaker (MCB)
 25A SP Miniature Circuit Breaker (MCB)
 32A SP Miniature Circuit Breaker (MCB)
 40A SP Miniature Circuit Breaker (MCB)
 63A SP Miniature Circuit Breaker (MCB)
Remarks

Pack(Carton/box) 120/12



Model No. UNM2
Description
 16A DP Miniature Circuit Breaker (MCB)
 20A DP Miniature Circuit Breaker (MCB)
 25A DP Miniature Circuit Breaker (MCB)
 32A DP Miniature Circuit Breaker (MCB)
 40A DP Miniature Circuit Breaker (MCB)
 63A DP Miniature Circuit Breaker (MCB)
Remarks

Pack(Carton/box) 60/6



Model No. UNM3
Description
 25A TP Miniature Circuit Breaker (MCB)
 32A TP Miniature Circuit Breaker (MCB)
 40A TP Miniature Circuit Breaker (MCB)
 63A TP Miniature Circuit Breaker (MCB)
Remarks

Pack(Carton/box) 40/04



32A DP SWITCH

Features:

- Heavy porcelain base
- 99.99% fix copper contact
- 99.99% moving copper contact
- Heavy gauge copper/brassparts
- SS spring used for good
- tension and long life
- Shock proof cover
- Reasonable rate
- 100% Safe
- Durable / Long lasting
- Smooth finish surface
- Attractive design



Model : KT432-A
D.P. SWITCH
with Indicator
32A – 240V~



Safe And Reliable



Long life for using

L-SERIES DISTRIBUTION BOX



Kitty:L-1

Model : KL-1



Kitty:L-2

Model : KL-2



Kitty:L-4

Model : KL-4

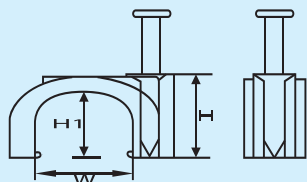
CABLE CLIP (U) TYPE



CABLE CLIP (K) TYPE




“K” TYPE



SPECIFICATIONS:

Item No.	Specification(mm)	H(mm)	H1(mm)	W(mm)	Nail Size (mm)	Small Pack (Pcs/bag/Box)	Master Carton
CR04	4mm	6.5	4.0	4.0	17 X 15	100	300 Box
CR05	5mm	7.6	4.8	4.8	17 X 15	100	300 Box
CR06	6mm	9.8	5.7	5.7	1.85 X 16	100	200 Box
CR07	7mm	10.0	6.5	6.5	1.9 X 18	100	200 Box
CR08	8mm	11.7	7.2	7.2	1.9 X 20	100	200 Box
CR09	9mm	12.7	8.2	8.2	1.9 X 20	100	100 Box
CR10	10mm	13.5	8.6	8.6	2.1 X 23	100	100 Box
CR12	12mm	15.8	10.6	10.6	2.1 X 25	100	50 Box
CR14	14mm	17.3	12.7	12.7	2.1 X 30	100	50 Box
CR16	16mm	19.6	14.5	14.5	2.6 X 32	100	50 Box
CR18	18mm	22.2	17.8	17.8	2.9 X 38	100	50 Box
CR20	20mm	28.4	22.9	22.9	3.2 X 45	100	50 Box
CR22	22mm	22.2	17.8	17.8	2.9 X 38	100	50 Box
CR25	25mm	28.4	22.9	22.9	3.2 X 45	80	50 Box

CABLE TIE WHITE & BLACK (PREMIUM SERIES)

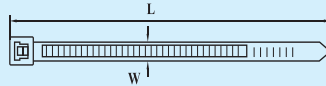


100mm 150mm 200mm 250mm 300mm 350mm 400mm 450mm 500mm

SPECIFICATIONS

UL SGS CE self-locking nylon cable tie

1. Material : Nylon 66, 94V-2.
2. Certification :ISO9001, CCS, CE, RoHS . UL



CABLE TIE (ECONO SERIES)



200mm **250mm** **300mm**



ITEM. NO.	LENGTH		WIDTH mm	UNDLE DIAMETER mm	TENSILESTRENGTH	
	INCH	mm			LBS	KGS
BSS-5X200	8.0"	200	2.5	3-50	50	22
BSS-5X250	10"	250	3.6	3-65	50	24
BSS-5X300	12"	300	3.6	3-80	54	26

KITTY **FAN SERIES**

AC-DC (Re-Chargeable)



Keeps you
Fit and Fresh.

KITTY FAN SERIES

AC-DC (Re-Chargeable)



Description

Rechargeable Table Fan 12"/ 14"/ 16"

- Long run time battery with overcharge and over discharge protection system.
- Without remote control
- High/Low/Natural speed selection
- Bright LED night light.
- Automatic oscillation system.

Product Name **KC2412 (12") KC2414 (14") KC2416 (16")**

Type Rechargeable Fan
 Color Maroon, Green, White,
 Size 300 MM 350 MM 400 MM
 Rated voltage AC 220 V
 Current 0.18A, 0.20A, 0.22A
 Speed 1500 RPM

Frequency 50 Hz
 Input Power 18,20,22 watts
 Power Factor 0.45
 Insulation Class Class E
 Service Value 0.8 M³/Min/watt
 Type of Motor DC Motor 6V
 Charging Time 8-10 Hours
 Air Delivery 16 m³/min
 Battery running time:
 High Speed 3 Hours (Approx)
 Natural Speed 5 Hours (Approx)
 Low Speed 8 Hours (Approx)
 LED Light 150 Hours
 Carton Dimension (L-445xW-180xH-400) mm




RADIANT Series LED Bulb

- E27 or B22 connector optional
- Wide range 100-265V input, 50/60Hz
- 90lm/W lumen efficiency
- PF >0.5
- CRI > 80
- Shatter resistant
- PC diffuser, PBT base
- Using plastic-coated-aluminum technology, more durable.






PC Cover: transmission > 90 %

Chips: CRI > 80Ra
120 lm/pc, pass LM80



No Strobe, healthier and more comfortable for eyes, enjoy better environment.
30 times the life of incandescent lamps.
8 to 10 times more energy efficient than traditional incandescent lamps.
Full power and high brightness.

	=		=	
5W	=	8W	=	36W
7W	=	11W	=	50W
9W	=	14W	=	63W
12W	=	18W	=	81W
15W	=	23W	=	104W
18W	=	27W	=	135W



Item Number	Watts (W)	PF	LumiousFlux(lm)	Special
A/BL/0/6/0	3W	>0.5	270lm	-

Dimension: (φ)45mmx88mm



Item Number	Watts (W)	PF	LumiousFlux(lm)	Special
A/BL/0/6/0	5W	>0.5	270lm	-

Dimension: (φ)45mmx88mm



Item Number	Watts (W)	PF	LumiousFlux(lm)	Special
A/BL/0/6/0	7W	>0.5	270lm	-

Dimension: (φ)45mmx88mm



Item Number	Watts (W)	PF	LumiousFlux(lm)	Special
A/BL/0/6/0	9W	>0.5	270lm	-

Dimension: (φ)45mmx88mm



Item Number	Watts (W)	PF	LumiousFlux(lm)	Special
A/BL/0/6/0	12W	>0.5	270lm	-

Dimension: (φ)45mmx88mm



Item Number	Watts (W)	PF	LumiousFlux(lm)	Special
A/BL/0/6/0	15W	>0.5	270lm	-

Dimension: (φ)45mmx88mm



Item Number	Watts (W)	PF	LumiousFlux(lm)	Special
A/BL/0/6/0	18W	>0.5	270lm	-

Dimension: (φ)45mmx88mm

Series LED Bulb

- E27 or B22 connector optional
- Wide range 100-265V input, 50/60Hz
- 90lm/W lumen efficiency
- PF >0.5
- CRI > 80
- Shatter resistant
- PC diffuser, PBT base
- Using plastic-coated-aluminum technology, more durable.



PC Cover: transmission > 90 %

Chips: CRI>80Ra
120 lm/pc, pass LM80

Driver: stable DOB solution
over 8000hrs lifespan of capacitor

Alu+plastic base: Better heat conducting

No Strobe, healthier and more comfortable for eyes, enjoy better environment.
30 times the life of incandescent lamps.
8 to 10 times more energy efficient than traditional incandescent lamps.
Full power and high brightness.



5W	=	8W	36W
7W	=	11W	50W
9W	=	14W	63W
12W	=	18W	81W
15W	=	23W	104W
18W	=	27W	135W



Item Number	Watts (W)	PF	LumiousFlux(lm)	Special
A/BL/0/6/0	3W	>0.5	270lm	-

Dimension: (φ)45mmx88mm



Item Number	Watts (W)	PF	LumiousFlux(lm)	Special
A/BL/0/6/0	12W	>0.5	270lm	-

Dimension: (φ)45mmx88mm



Item Number	Watts (W)	PF	LumiousFlux(lm)	Special
A/BL/0/6/0	5W	>0.5	270lm	-

Dimension: (φ)45mmx88mm



Item Number	Watts (W)	PF	LumiousFlux(lm)	Special
A/BL/0/6/0	15W	>0.5	270lm	-

Dimension: (φ)45mmx88mm



Item Number	Watts (W)	PF	LumiousFlux(lm)	Special
A/BL/0/6/0	7W	>0.5	270lm	-

Dimension: (φ)45mmx88mm



Item Number	Watts (W)	PF	LumiousFlux(lm)	Special
A/BL/0/6/0	18W	>0.5	270lm	-

Dimension: (φ)45mmx88mm



Item Number	Watts (W)	PF	LumiousFlux(lm)	Special
A/BL/0/6/0	9W	>0.5	270lm	-

Dimension: (φ)45mmx88mm

অধীর যতই হোক কালো
কিটি দিবে নিরাপদ আলো



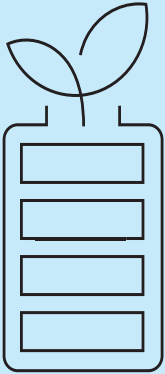
KITTY Emergency LED



AC/DC LED LIGHT

২.৫ মন্টার ব্যাপারে
পড়বে ওরা নিশ্চিত্তে

- Energy efficient & energy saves up to 90% in respect of nominal lightings.
- High lumen output (Efficacy), high color rendering index (CRI) & CCT.
- Less operation costs rapidly feedbacks with more savings and short payback.
- Green technology features eco-friendly future generation green planet.
- No toxic and health hazardous material like Mercury (Hg), Lead (Pb) etc. content ultimately environment friendly.
- Decent light quality with wide light beam angle.
- Compact size with smart design.
- Instant start, no flickering effect.



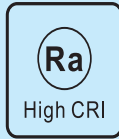
Rechargeable



Long life



High
Brightness



High CRI



Diamond Handsome T-Bulb Series



- E27 or B22 connector optional
- Wide range 100-265V input/ 50/60Hz
- 90lm/W lumen efficiency
- PF >0.5
- CRI > 80
- Shatter resistant
- PC diffuser, PBT base
- Using plastic-coated-aluminum technology, more durable.

No Strobe, healthier and more comfortable for eyes, enjoy better environment.
30 times the life of incandescent lamps.
8 to 10 times more energy efficient than traditional incandescent lamps.
Full power and high brightness.

PP cover: cylindrical shape enlarge luminous area,
transmission>85%

Chips: CRI>80 Ra, 120 lm/pc, pass LM80.
PCB: 1,Bigger PCB;
2,PCB connect with the aluminum cup
directly which is better for heat conducting.



Driver: stable DOB solution,
over 8000hrs lifespan of capacitor

Alu+plastic base: bigger inner space reduce
working temperature, longer lifespan



Item Number	Watts (W)	PF	LumiousFlux(lm)	Special
A/BL/0/6/0	30W	>0.5	270lm	-

Dimension: (φ)45mmx88mm



Item Number	Watts (W)	PF	LumiousFlux(lm)	Special
A/BL/0/6/0	50W	>0.5	270lm	-

Dimension: (φ)45mmx88mm



Item Number	Watts (W)	PF	LumiousFlux(lm)	Special
A/BL/0/6/0	40W	>0.5	270lm	-


Dimension: (φ)45mmx88mm



Item Number	Watts (W)	PF	LumiousFlux(lm)	Special
A/BL/0/6/0	60W	>0.5	270lm	-

Dimension: (φ)45mmx88mm

STANDARD TUBELIGHT



HIGH ENERGY
CONSUMPTION




SHORTER
LIFE SPAN



HAZARDOUS
POLLUTANTS



KITTY POWER LED SLIM BATTEN



LOW ENERGY
CONSUMPTION



LONGER LIFE SPAN
FOR UP TO 25000 HRS




ENVIRONMENT
FRIENDLY



KITTY

LED BATTEN TUBE LIGHT

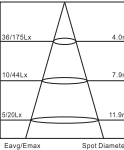
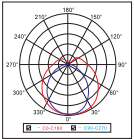
LINEAR



Modell Model	Leistung Power	Lumen Lumen	Verdunklung DIM	Produktgröße Product Size
LPTL-08DS04	● 8W	600-680LM	N	588X26X30mm
LPTL-16DS04	● 16W	1260-1350LM	N	1198X26X30mm
LPTL-18DS04-2	● 18W	1420-1530LM	N	588X36X56mm
LPTL-36DS04-2	● 36W	2880-2950LM	N	1198X36X56mm

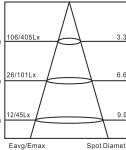
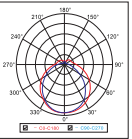
8W-LPTL-08DS04

125°



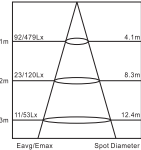
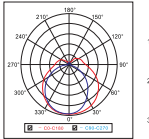
16W-LPTL-16DS04

125°




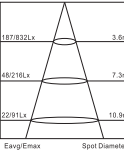
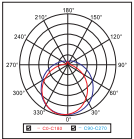
18W-LPTL-18DS04-2

130°



36W-LPTL-36DS04-2

130°



Color Temperature

Warm White



Cool White



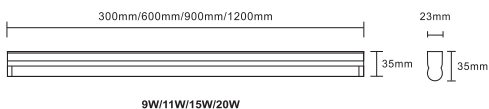
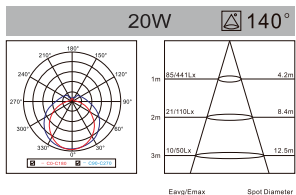
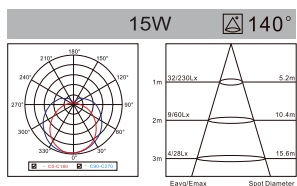
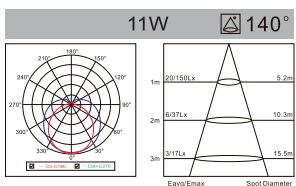
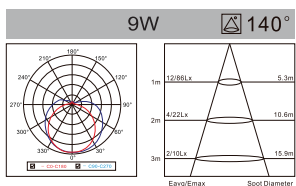
Natural White



KITTY T5 SERIES LED TUBE



Modell Model	Leistung Power	Lumen Lumen	Verdunklung DIM	Produktgröße Product Size
KCT5-04D05	● 9W	360-410LM	N	300x23x35mm
KCT5-08D05	● 11W	720-820LM	N	600x23x35mm
KCT5-12D05	● 15W	1050-1200LM	N	900x23x35mm
KCT5-16D05	● 20W	1400-1610LM	N	1200x23x35mm



Color Temperature

Warm White



Cool White






Natural White



Handsome T-Bulb Series

- E27 or B22 connector optional
- Wide range 100-265V input: 50/60Hz
- 90lm/W lumen efficiency
- PF > 0.5
- CRI > 80
- Shatter resistant
- PC diffuser, PBT base
- Using plastic-coated-aluminum technology, more durable.



				
9.5W	=	14W	=	63W
14W	=	21W	=	95W
19W	=	29W	=	145W
28W	=	42W	=	210W
38W	=	57W	=	250W

No Strobe, healthier and more comfortable for eyes, enjoy better environment.
 30 times the life of incandescent lamps.
 8 to 10 times more energy efficient than traditional incandescent lamps.
 Full power and high brightness.

Model	Power	Diameter	Voltage	Frequency	Lumen Efficiency	Connector	Material	PCS/CYN	CTN Size(cm) LxWxH	CBM
CRD-UFOΦ95	9.5W	Φ95*H79mm	AC100-265V	50Hz	85lm/W	E27	Plastic	100	510*420*415	0.089
CRD-UFOΦ120	14W	Φ120*H83mm						100	645*450*520	0.151
CRD-UFOΦ150	19W	Φ150*H96mm						60	640*510*485	0.160
CRD-UFOΦ185	28W	Φ185*H102mm						30	590*545*400	0.129
CRD-UFOΦ220	38W	Φ220*H107mm						30	695*585*470	0.191

DownLight Led Series


- High Brightness, Low Consumption.
- Environment Protection
- Surge Resistance
- Lenses Are Eye Proof;
- Unique Design, Patented Product.

PC cover with more than 90% reflection

Chips: CRI>80 Ra
120 lm/pc, pass LM80.

Stable DOB solution driver

PBT base



Moony Trimless Recessed Panel Light

- High Brightness, Low Consumption.
- Environment Protection
- Surge Resistance

- Lenses Are Eye Proof;
- Unique Design, Patented Product.



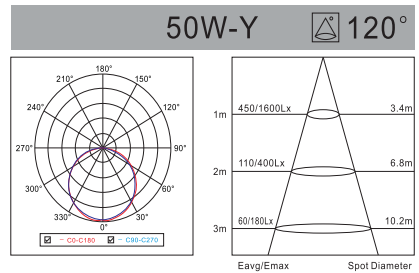
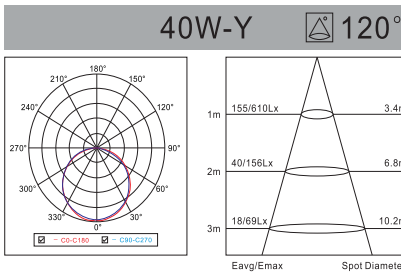

Model	Power	Diameter	Voltage	Frequency	Lumen Efficiency	Material	PCS/CYN	CTN Size(cm) LxWxH	CBM
CRD-TK-R-10W	6W	Φ50*97mm	AC100-265V	50Hz	85lm/W	Plastic + Aluminum	100	545*420*230	0.053
CRD-TK-R-18W	12W	Φ60*117mm					60	420*395*270	0.045
CRD-TK-R-24W	18W	Φ70*127mm					40	470*370*370	0.065
CRD-TK-R-36W	6W	Φ80*139mm					30	695*250*480	0.084
CRD-TK-S-10W	12W	Φ100*178mm					100	545*420*230	0.053
CRD-TK-S-18W	18W	Φ115*207mm					60	420*395*270	0.045

LED DOWN LIGHT

AC:100/220-240V CRI≥80 H:30000h



Modell Model	Leistung Power	Lumen Lumen	Verdunklung DIM	Produktgröße Product Size
LPDL-40MW01-Y	● 40W	3600LM	N	Ø400X20mm
LPDL-50MW01-Y	● 50W	4500LM	N	Ø500X20mm


ALL IN ONE


2700K 4000K 6500K



Color Temperature



LED DOWN LIGHT

AC:100/220-240V CRI≥80 H:30000h



Modell Model	Leistung Power	Lumen Lumen	Verdunklung DIM	Produktgröße Product Size
LPDL-06EMS01-Y	● 6W	378-462LM	N	∅ 110x39mm
LPDL-12EMS01-Y	● 12W	864-1056LM	N	∅ 172x39mm
LPDL-18EMS01-Y	● 18W	1296-1584LM	N	∅ 222x39mm
LPDL-24EMS01-Y	● 24W	1836-2244LM	N	∅ 280x39mm



Modell Model	Leistung Power	Lumen Lumen	Verdunklung DIM	Produktgröße Product Size
LPDL-06EMS01-F	● 6W	378-462LM	N	110x37.5mm
LPDL-12EMS01-F	● 12W	864-1056LM	N	172x37.5mm
LPDL-18EMS01-F	● 18W	1296-1584LM	N	203x37.5mm
LPDL-24EMS01-F	● 24W	1836-2244LM	N	256x37.5mm

Color Temperature

Warm White



Cool White



Natural White



LED DOWN LIGHT AC:100/220-240V CRI≥80 H:30000h



Modell Model	Leistung Power	Lumen Lumen	Verdunklung DIM	Produktgröße Product Size	Lochgröße Cutout
LP-DL07A01-YX	● 7W	550-650LM	N	∅ 98x47mm	∅ 75-85mm
LP-DL10A01-YX	● 10W	850-920LM	N	∅ 115x47mm	∅ 95-105mm
LP-DL15A01-YX	● 15W	1350-1450LM	N	∅ 140x51mm	∅ 120-130mm
LP-DL20A01-YX	● 20W	1850-1950LM	N	∅ 180x44mm	∅ 160-170mm
LP-DL30A01-YX	● 30W	2850-2950LM	N	∅ 228x44mm	∅ 205-215mm
LP-DL10A01-FX	● 10W	850-950LM	N	∅ 101x43mm	∅ 80-90mm
LP-DL15A01-FX	● 15W	1350-1450LM	N	∅ 119x43mm	∅ 100-110mm
LP-DL20A01-FX	● 20W	1850-1950LM	N	∅ 140x45mm	∅ 120-130mm



Modell Model	Leistung Power	Lumen Lumen	Verdunklung DIM	Produktgröße Product Size	Lochgröße Cutout
LPDL-07AS01-Y	● 7W	595-635LM	N	∅ 95x26mm	∅ 75-85mm
LPDL-12AS01-Y	● 12W	1020-1060LM	N	∅ 112x28mm	∅ 90-100mm
LPDL-20AS01-Y	● 20W	1700-1740LM	N	∅ 172x28mm	∅ 145-150mm
LPDL-30AS01-Y	● 30W	2550-2590LM	N	∅ 225x28mm	∅ 180-200mm

Material

High Quality Aviation
Aluminum

Color Temperature

Warm White



Cool White



Natural White



CCT Adjustable

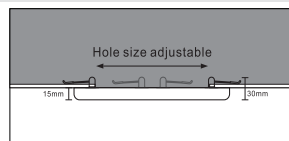


LED DOWNLIGHT



Modell Model	Leistung Power	Lumen Lumen	Verdunklung DIM	Produktgröße Product Size	Lochgröße Cutout
LP-DL10EN01-Y	● 10W	1000-1050LM	N	∅ 90x30mm	∅ 50-85mm
LP-DL18EN01-Y	● 18W	1800-1950LM	N	∅ 115x30mm	∅ 60-105mm
LP-DL24EN01-Y	● 24W	2400-2550LM	N	∅ 160x30mm	∅ 75-150mm
LP-DL36EN01-Y	● 36W	3600-3750LM	N	∅ 215x31mm	∅ 90-200mm

Color Temperature



LED DOWN LIGHT

AC:100/220-240V CRI ≥80 H:30000h



Modell Model	Leistung Power	Lumen Lumen	Verdunklung DIM	Produktgröße Product Size
LP-DL12EM01-Y	● 12W	880-1020LM	N	∅ 172x29mm
LP-DL18EM01-Y	● 18W	1450-1530LM	N	∅ 222x29mm
LP-DL24EM01-Y	● 24W	1920-2060LM	N	∅ 282x29mm



Modell Model	Leistung Power	Lumen Lumen	Verdunklung DIM	Produktgröße Product Size	Lochgröße Cutout
LP-DL03EC01-Y	● 3W	210-240LM	N	∅ 85x25mm	∅ 40-75mm
LP-DL06EC01-Y	● 6W	430-510LM	N	∅ 116x25mm	∅ 55-105mm
LP-DL12EC01-Y	● 12W	880-1020LM	N	∅ 166x25mm	∅ 55-155mm
LP-DL18EC01-Y	● 18W	1450-1530LM	N	∅ 219x25mm	∅ 55-210mm

Color Temperature

Warm White



Cool White



Natural White





Unbeatable Submarine Series Flood Light

- recently launched and already a top seller.

Its fortified tempered glass and patented anti-siphon design offer unparalleled durability and reliability

LED BULB EXPERT

KITTY BS SERIES LED FLOOD LIGHT

LED FLOOD LIGHT

AC:100/220-240V CRI≥80 H:30000h



Modell Model	Leistung Power	Lumen Lumen	Verdunklung DIM	Produktgröße Product Size
KCFL-30BS01	● 30W	3000-3080LM	N	156X144X33mm
KCFL-50BS01	● 50W	5000-5080LM	N	199X36X160mm
KCFL-70BS01	● 70W	7000-5080LM	N	255X50X240mm
KCFL-100BS01	● 100W	10000-10500LM	N	331X50X280mm
KCFL-150BS01	● 150W	15000-15500LM	N	331X62X280mm
KCFL-200BS01	● 200W	20000-20500LM	N	331X88X280mm

Sunlight
High Lumen
Slimmest Body

2 IN 1

GEN 2



Incorporate Exclusive Sunlight Pattern Design



Factory Office




Dormitory





KITTY
The Ultimate Safety

KITTY INDUSTRIES LIMITED

 Rose Mont Tower (6th Floor), House # 148, Road # 13, Block # E Banani, Dhaka-1213, Bangladesh

 www.kittyindustriesbd.com

 E-mail: info@kittyindustriesbd.com, sales@kittyindustriesbd.com